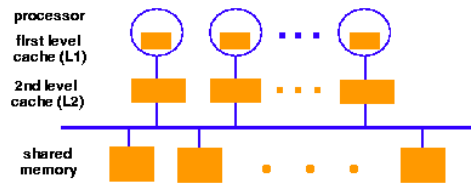


Multiprocessor Scheduling

- Will consider only shared memory multiprocessor or multi-core CPU

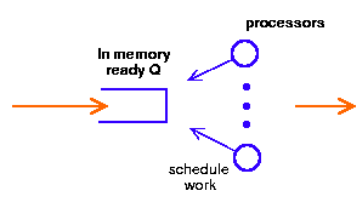


- Salient features:
 - One or more caches: cache affinity is important
 - Semaphores/locks typically implemented as spin-locks: preemption during critical sections
- Multi-core systems: some caches shared (L2,L3); others are not

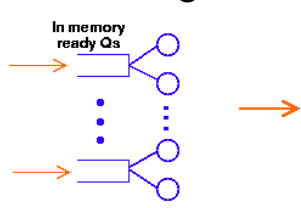


Multiprocessor Scheduling

- Central queue – queue can be a bottleneck



- Distributed queue – load balancing between queue



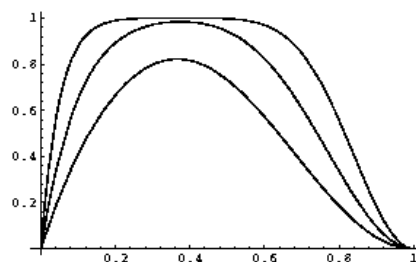
Scheduling

- Common mechanisms combine central queue with per processor queue (SGI IRIX)
- Exploit *cache affinity* – try to schedule on the same processor that a process/thread executed last
- Context switch overhead
 - Quantum sizes larger on multiprocessors than uniprocessors



Distributed Scheduling: Motivation

- Distributed system with N workstations
 - Model each w/s as identical, independent M/M/1 systems
 - Utilization u , $P(\text{system idle})=1-u$
- What is the probability that at least one system is idle and one job is waiting?



Implications

- Probability high for moderate system utilization
 - Potential for performance improvement via load distribution
- High utilization => little benefit
- Low utilization => rarely job waiting
- Distributed scheduling (aka load balancing) potentially useful
- What is the performance metric?
 - Mean response time
- What is the measure of load?
 - Must be easy to measure
 - Must reflect performance improvement



Design Issues

- Measure of load
 - Queue lengths at CPU, CPU utilization
- Types of policies
 - Static: decisions hardwired into system
 - Dynamic: uses load information
 - Adaptive: policy varies according to load
- Preemptive versus non-preemptive
- Centralized versus decentralized
- Stability: $\lambda > \mu \Rightarrow$ instability, $\lambda_1 + \lambda_2 < \mu_1 + \mu_2 \Rightarrow$ load balance
 - Job floats around and load oscillates



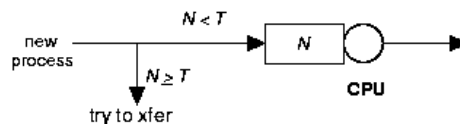
Components

- *Transfer policy*: when to transfer a process?
 - Threshold-based policies are common and easy
- *Selection policy*: which process to transfer?
 - Prefer new processes
 - Transfer cost should be small compared to execution cost
 - Select processes with long execution times
- *Location policy*: where to transfer the process?
 - Polling, random, nearest neighbor
- *Information policy*: when and from where?
 - Demand driven [only if sender/receiver], time-driven [periodic], state-change-driven [send update if load changes]



Sender-initiated Policy

- *Transfer policy*



- *Selection policy*: newly arrived process
- *Location policy*: three variations
 - *Random*: may generate lots of transfers => limit max transfers
 - *Threshold*: probe n nodes sequentially
 - Transfer to first node below threshold, if none, keep job
 - *Shortest*: poll N_p nodes in parallel
 - Choose least loaded node below T



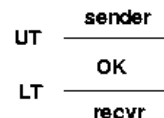
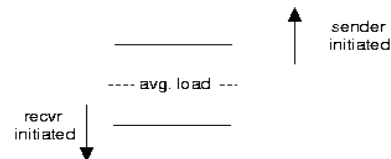
Receiver-initiated Policy

- Transfer policy: If departing process causes load $< T$, find a process from elsewhere
- Selection policy: newly arrived or partially executed process
- Location policy:
 - Threshold: probe up to N_p other nodes sequentially
 - Transfer from first one above threshold, if none, do nothing
 - Shortest: poll n nodes in parallel, choose node with heaviest load above T



Symmetric Policies

- Nodes act as both senders and receivers: combine previous two policies without change
 - Use average load as threshold
- Improved symmetric policy: exploit polling information
 - Two thresholds: $LT, UT, LT \leq UT$
 - Maintain sender, receiver and OK nodes using polling info
 - Sender: poll first node on receiver list ...
 - Receiver: poll first node on sender list ...



Case Study: V-System (Stanford)

- State-change driven information policy
 - Significant change in CPU/memory utilization is broadcast to all other nodes
- M least loaded nodes are receivers, others are senders
- Sender-initiated with new job selection policy
- Location policy: probe random receiver, if still receiver, transfer job, else try another



Sprite (Berkeley)

- Workstation environment => owner is king!
- Centralized information policy: coordinator keeps info
 - State-change driven information policy
 - Receiver: workstation with no keyboard/mouse activity for 30 seconds *and* # active processes < number of processors
- Selection policy: manually done by user => workstation becomes sender
- Location policy: sender queries coordinator
- WS with foreign process becomes sender if user becomes active: selection policy=> home workstation

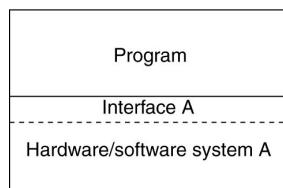


Sprite (contd)

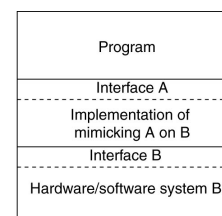
- Sprite process migration
 - Facilitated by the Sprite file system
 - State transfer
 - Swap everything out
 - Send page tables and file descriptors to receiver
 - Demand page process in
 - Only dependencies are communication-related
 - Redirect communication from home WS to receiver



Virtualization



(a)

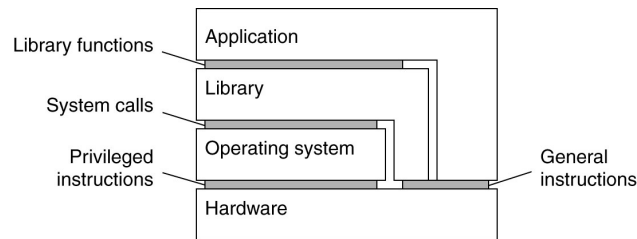


(b)

- Virtualization: extend or replace an existing interface to mimic the behavior of another system.
 - Introduced in 1970s: run legacy software on newer mainframe hardware
- Handle platform diversity by running apps in VMs
 - Portability and flexibility



Types of Interfaces



- Different types of interfaces
 - Assembly instructions
 - System calls
 - APIs
- Depending on what is replaced /mimiced, we obtain different forms of virtualization



Types of Virtualization

- Emulation
 - VM emulates/simulates complete hardware
 - Unmodified guest OS for a different PC can be run
 - Bochs, VirtualPC for Mac, QEMU
- Full/native Virtualization
 - VM simulates “enough” hardware to allow an unmodified guest OS to be run in isolation
 - Same hardware CPU
 - IBM VM family, VMWare Workstation, Parallels,...

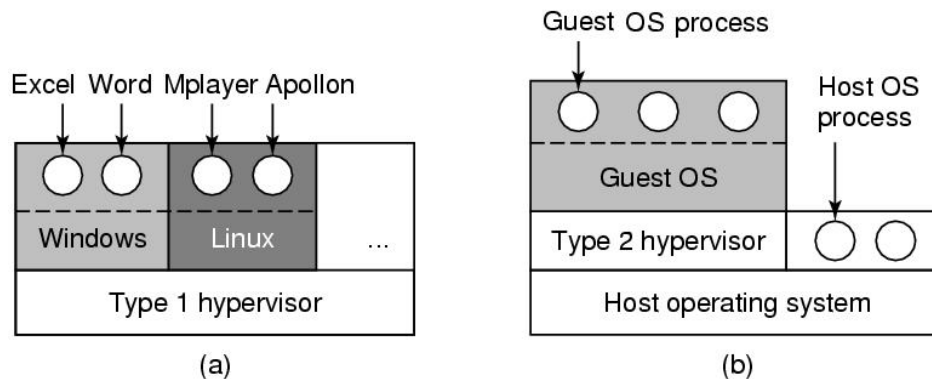


Types of virtualization

- Para-virtualization
 - VM does not simulate hardware
 - Use special API that a modified guest OS must use
 - Hypercalls trapped by the Hypervisor and serviced
 - Xen, VMWare ESX Server
- OS-level virtualization
 - OS allows multiple secure virtual servers to be run
 - Guest OS is the same as the host OS, but appears isolated
 - apps see an isolated OS
 - Solaris Containers, BSD Jails, Linux Vserver
- Application level virtualization
 - Application is gives its own copy of components that are not shared
 - (E.g., own registry files, global objects) - VE prevents conflicts
 - JVM



Types of Hypervisors



- Type 1: hypervisor runs on “bare metal”
- Type 2: hypervisor runs on a host OS
 - Guest OS runs inside hypervisor
- Both VM types act like real hardware

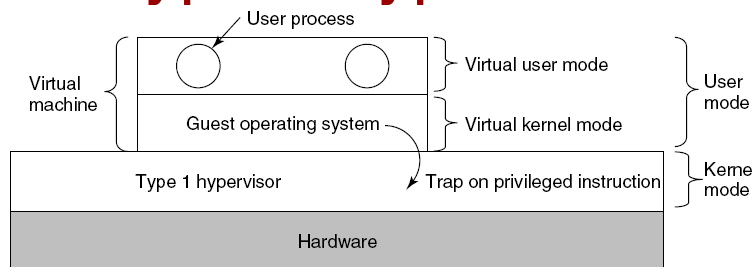


How Virtualization works?

- CPU supports kernel and user mode (ring0, ring3)
 - Set of instructions that can only be executed in kernel mode
 - I/O, change MMU settings etc -- *sensitive instructions*
 - Privileged instructions: cause a trap when executed in kernel mode
- Result: type 1 virtualization feasible if sensitive instruction subset of privileged instructions
- Intel 386: ignores sensitive instructions in user mode
 - Can not support type 1 virtualization
- Recent Intel/AMD CPUs have hardware support
 - Intel VT, AMD SVM
 - Create containers where a VM and guest can run
 - Hypervisor uses hardware bitmap to specify which inst should trap
 - Sensitive inst in guest traps to hypervisor



Type 1 hypervisor



- Unmodified OS is running in user mode (or ring 1)
 - But it thinks it is running in kernel mode (*virtual kernel mode*)
 - privileged instructions trap; sensitive inst-> use VT to trap
 - Hypervisor is the “real kernel”
 - Upon trap, executes privileged operations
 - Or emulates what the hardware would do

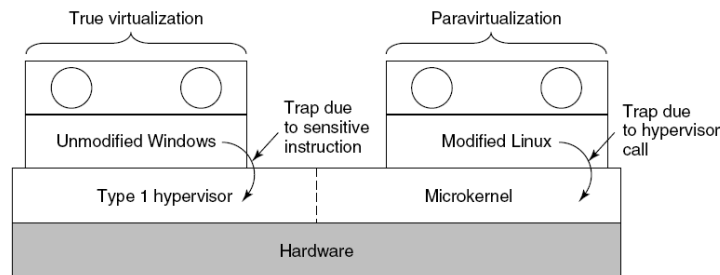


Type 2 Hypervisor

- VMWare example
 - Upon loading program: scans code for basic blocks
 - If sensitive instructions, replace by Vmware procedure
 - Binary translation
 - Cache modified basic block in VMWare cache
 - Execute; load next basic block etc.
- Type 2 hypervisors work without VT support
 - Sensitive instructions replaced by procedures that emulate them.



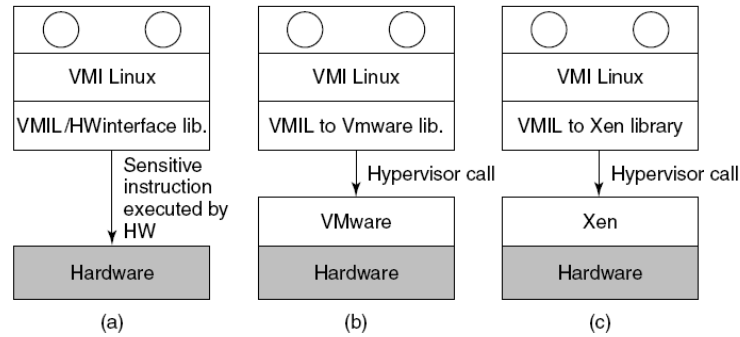
Paravirtualization



- Both type 1 and 2 hypervisors work on unmodified OS
- Paravirtualization: modify OS kernel to replace all sensitive instructions with hypercalls
 - OS behaves like a user program making system calls
 - Hypervisor executes the privileged operation invoked by hypercall.



Virtual machine Interface



- Standardize the VM interface so kernel can run on bare hardware or any hypervisor

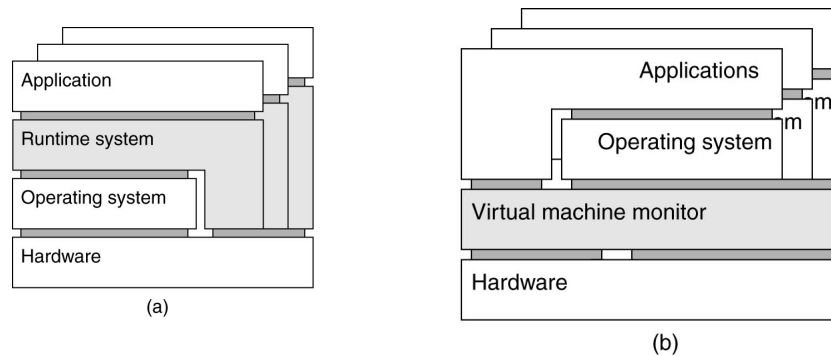


Memory virtualization

- OS manages page tables
 - Create new pagetable is sensitive -> traps to hypervisor
- hypervisor manages multiple OS
 - Need a second shadow page table
 - OS: VM virtual pages to VM's physical pages
 - Hypervisor maps to actual page in shadow page table
 - Two level mapping
 - Need to catch changes to page table (not privileged)
 - Change PT to read-only - page fault
 - Paravirtualized - use hypercalls to inform



Examples



- Application-level virtualization: “process virtual machine”
- VMM /hypervisor



Parallel Applications on SMPs

- Effect of spin-locks: what happens if preemption occurs in the middle of a critical section?
 - Preempt entire application (co-scheduling)
 - Raise priority so preemption does not occur (smart scheduling)
 - Both of the above
- Provide applications with more control over its scheduling
 - Users should not have to check if it is safe to make certain system calls
 - If one thread blocks, others must be able to run

